







Integrating the Flip Video Camera into the Classroom

Agenda









Morning

-  Welcome
-  Objectives
-  Overview of Flip Video Camera
-  Break
-  Record Introduction Videos with a partner
-  Create a movie with Introduction Videos in Movie Maker

Lunch!! 11:30 – 12:45

*Afternoon

-  Follow Video Project Activity Sheet to record videos
-  Create Movie with Movie Maker from videos
-  Publish Movies
-  Share Movies
-  Plan for Implementation
-  Complete Evaluation

*Take a break on your own when you need one

